

PALYNOS

ISSN 0256-1670

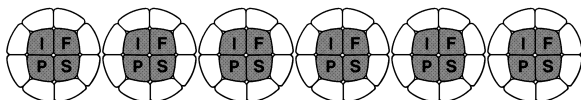
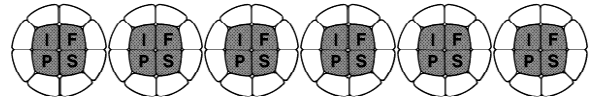
Volume 36/37 (1) – 2013/2014

NEWSLETTER OF THE INTERNATIONAL FEDERATION OF PALYNOLOGICAL SOCIETIES

CONTENT OF PALYNOS VOL. 36/37(1)

- PAGE 1:**  **IFPS BUSINESS**
- PAGE 5:**  **MEETING REPORTS**
- PAGE 9:**  **FUTURE MEETINGS**
- PAGE 11:**  **IN MEMORIAM**
- PAGE 17:**  **NEW BOOKS**
- PAGE 21:**  **ANNOUNCEMENTS**
- PAGE 22:**  **CURRENT IFPS AFFILIATED SOCIETIES AND COUNCILLORS**
- PAGE 23:**  **IMPRESSUM**

2015). This joint meeting will be organized by Francisco de Assis Ribeiro dos Santos (UEFS, President), Francisco Hilder Magalhães e Silva (UNEB), Jaílson Santos de Novais (UFOPA), Luciene Cristina Lima e Lima (UNEB), Marileide Dias Saba (UNEB), Paulino Pereira Oliveira (UEFS), Ricardo Landim Bormann de Borges (UNEB), Rita de Cássia Matos dos Santos Araújo (UNEB). Further information will follow in due times.



IFPS BUSINESS

IFPS SPONSORING OF STUDENT ATTENDANCE AT CONFERENCES

IPC XIV / IOPC X JOINT MEETING OCT. /NOV. 2016 AT SALVADOR DE BAHIA, BRAZIL

The 14th International Palynological Congress (IPC) / 10th International Organisation of Palaeobotany Conference will for the first time be held in South America, at Salvador de Bahia, Brazil, probably in October/November 2016 (exact dates to be finalized in early

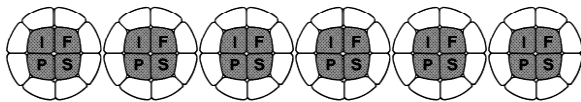
9TH EUROPEAN PALAEOBOTANY PALYNOLOGY CONFERENCE (EPPC) IN PADUA (ITALY, AUGUST 26-31, 2014)

IFPS is sponsoring student attendance at the upcoming EPPC meeting in Padua. Grants of 500 US\$ each go to eleven students (in alphabetical order): A.S. Anusree (NCBS Bangalore, India), David Carpenter (Univ. of Southampton, UK), Jean-Pierre Francois (Univ. Köln, D), Maurits Horikx (Univ. Hannover, D), Karen Halsall (Univ. of Liverpool, UK), William Hardy (Univ. of Brest, F), Ekaterina Nosevich (Saint-Petersburg State Univ.,

Russia), Sina Panitz (Northumbria Univ., UK), Valentina Ramirez Valencia (Andes Univ., Bogotá, Colombia), Charlotte Stephenson (Univ. of Hull, UK), Stephanie Strother (Northumbria Univ., UK). Congratulations!

4th International Palaeontological Congress (IPC 2014), Mendoza, Argentina, September 28 – October 3rd, 2014

IFPS is sponsoring student attendance at the upcoming IPC meeting in Mendoza, Argentina. Grants of 750 US\$ each go to four students (in alphabetical order): Kimberley Bell (Univ. of Calgary, Canada), Damián Andrés Fernández (Museo Argentino de Ciencias Naturales, Buenos Aires, Argentina), Sam M. Slater (Univ. of Sheffield, UK), Stephanie Wood (Univ. of Sheffield, UK). Congratulations!



IFPS COUNCILLOR UPDATES (In alphabetical order)

JUANDE ALCHÉ (Asociación de Palinólogos de Lengua Española, APLE)

JUANDE ALCHÉ is a Scientific Researcher at the Spanish National Research Council (CSIC) in Granada (Spain). He took a Ph.D. in Biology at the University of Granada in 1991, and a postdoctoral fellowship at the Department of Plant Sciences, Oxford University (UK) from 1993-1996. Juande is specialised in the analysis of pollen development and physiology throughout the use of multidisciplinary approaches, which include biochemistry, numerous “-omics”, and advanced techniques for light and electron microscopy imaging of pollen structure and molecular distribution. One of the research lines exploited in his laboratory consists in deeply analysing the presence of molecular variability in pollen allergenic isoforms and their

involvement in the generation of allergy symptoms, allergy diagnosis and treatment.



Other additional research lines include the analysis of reactive oxygen and nitrogen species (ROS and mainly NO) metabolism in pollen, and its relationships with pollen viability and pollen-pistil interactions. Juande Alché is currently head of the Department of Biochemistry, Cell and Molecular Biology and the Confocal and Transmission Electron Microscopy (CTEM) unit at the “Estación Experimental del Zaidín” Institute of the CSIC in Granada, Spain.

Juan de Dios Alché Ramírez (Spanish National Research Council (CSIC), Granada (Spain)). juandedios.alche@eez.csic.es

PAULO ALVES DE SOUZA (Latinoamerican Association of Palaeobotany and Palynology, ALPP – IFPS Vice-President)

I'm very pleased to have been elected as one of the three IFPS vice-presidents, constituting part of the team for the next years (2012/2016). Actually, I have dedicated myself to work mainly with Upper Palaeozoic biostratigraphy based on miospores. Besides, I have collaborated with colleagues in palynological works related to Cretaceous to Quaternary deposits. My updated list of publications is

available at:

<http://lattes.cnpq.br/9796270259559427>.

Since 2008 I have represented the Latino-american Association of Palaeobotany and Palynology (ALPP), which I am currently the editor.



The Latinoamerican Association of Palaeobotany and Palynology (ALPP) congregates approximately 100 member of several countries of Central and South America. Presently, the headquarters of the directory is in Argentina. More information about ALPP is available at: www.ufrgs.br/alpp
<http://alpaleobotanicapalinologia.blogspot.com.br>

Paulo Alves de Souza (Rio Grande do Sul Federal University (UFRGS), Porto Alegre, Brazil). paulo.alves.souza@ufrgs.br

HIKARU TAKAHARA **(Palynological Society of Japan, PSJ)**

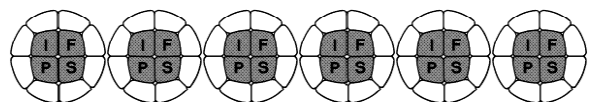
Hikaru Takahara is a Professor of Forest Sciences at Kyoto Prefectural University, Japan. He was a President of PSJ from 2003 to 2008. His supervisor was Professor Masaji Takeoka who had studied pollen morphology in Gunnar Erdtman's laboratory in Sweden. After receiving his Ph.D. from Kyoto Prefectural University, Hikaru studied on stand scale vegetation changes in Professor Margret Davis's laboratory at University of Minne-

sota, half year just after IPC 1992 in Aix en Provence.



Also, since 1995 his studies on the vegetation history have been focusing on the Russian Far East, Lake Baikal region, Amur River Basin, Sakhalin, and Kamchatka, in collaboration with many Russian Quaternary scientists. On Japanese Islands, he have studied the vegetation changes during glacial/interglacial cycles since MIS 12, as well as the vegetation and fire history related to human activities in East Asia, in collaboration with Chinese, Korean, Mongolian and European palynologists. During the last four years, Hikaru has concentrated on secretary works for the IPC/IOPC 2012 in Tokyo. His experiences as the secretary general will be helpful for the IPC/IOPC-2016 in Salvador, Brazil.

Hikaru Takahara (Forest Sciences at Kyoto Prefectural University, Japan). takahara@kpu.ac.jp



NEWS FROM IFPS AFFILIATED SOCIETIES

ASOCIACIÓN LATINOAMERICANA DE PALEOBOTÁNICA Y PALINOLOGÍA (ALPP)

We are pleased to inform about the results of the ballot held during the XIV Simpósio Brasileiro de Paleobotânica e Palinologia in Rio de Janeiro (13-16 May, 2013), which ended up with the reelection of the Board Members (2009-2012) of the Asociación Latinoamericana de Paleobotánica y Palinología (ALPP) for the next period (2013-2016).

Board Members 2013-2016:

President: Mercedes di Pasquo (CICYTTP, Entre Ríos, Argentina), (medipa@cicyttp.org.ar)

Vice-president: Maria del M. Vergel (UNT, Tucumán, Argentina), (maverge@csnat.unt.edu.ar)

Secretary: Sol Noetinger (MACN, Buenos Aires, Argentina) (noetinger@macn.gov.ar)

Treasurer: Lucía Araújo (UNT, Tucumán, Argentina) (lucia_araoz@yahoo.com.ar)

Editor and webmaster: Paulo Alves de Souza (UFRGS, Rio Grande do Sul, Brazil) (paulo.alves.souza@ufrgs.br)

The association is constantly growing and currently has 150 members, graduate and post-graduate students as well as active and retired professionals, most of them with their dues updated. All available information is on our website www.ufrgs.br/alpp and blog <http://alpaleobotanicapalinologia.blogspot.com.ar/>

Report by Paulo A. Souza (IFPS Vice-President) and Mercedes di Pasquo (ALPP President)

ASOCIACIÓN DE PALINÓLOGOS DE LENGUA ESPAÑOLA (APLE)

This is to inform you of the appointment of a new councillor for the IFSP on behalf of the Spanish APLE, which represent the agreement of the Society in its last meeting, which took place in Madrid, September 19, 2013, in the frame of our biennial meeting.

The new councillor's details are as follow:

Dr. Juan de Dios Alché Ramírez
Scientific Researcher
Plant Reproductive Biology Group
Department of Biochemistry, Cell and Molecular Biology of Plants
Estación Experimental del Zaidín
Spanish Council for Scientific Research (CSIC)

Address: Profesor Albareda 1, 18008 Granada. SPAIN, Tel.: +34 958181600 Ext. 215
Other Ext. 240, 306, Fax.: +34 958129600, e-mail: juandedios.alche@eez.csic.es

Webs: Group:

www.eez.csic.es/?q=es/node/36

Personal:

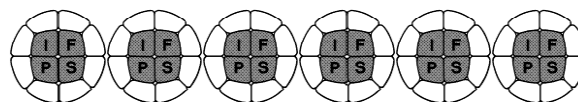
personales.ya.com/juandediosalche/INDEX.html

Microscopy core:

www.eez.csic.es/?q=es/node/4103

Dr. J. J. Alché will be from now onwards in charge of all the matters connecting both APLE and IFPS.

Report by M Carmen Fernandez, Dept. Biología Celular, University of Granada, Spain, e mail: mcfdez@ugr.es



MEETING REPORTS

13TH INTERNATIONAL PALYNOLOGICAL CONGRESS (IPC) / 9TH INTERNATIONAL ORGANISATION OF PALAEOBOTANY CONFERENCE JOINT MEETING, AUG. 23-30, 2012, AT CHUO UNIVERSITY, TOKYO, JAPAN

The IPC-XIII/IOPC-IX 2012 joint meeting was held successfully at Chuo University, Tokyo, Japan, on 23-30 August 2012. Because of the devastating earthquake and tsunami, and the accident at the Fukushima Nuclear Plant, in northeastern Japan in 2011, the local organizing committee had anticipated a small number of participants for this event. We were wrong. Many enthusiastic groups of palynologists and palaeobotanists came from all over the world, and the total attendants were 512 from 49 countries, as shown in the table attached below. The pre- and post-congress field trips were also a big success. All the members of the Local Organizing Committee are grateful to your participation in the meeting and contribution to the advances in palynology and palaeobotany. The IPC/IOPC2012 meeting was financially supported by funding from many private companies, NPOs, Chuo University and the Grant-in-Aid from the Ministry of Education, Culture, Sports, Science, and Technology (MEXT) of Japan. Additional funding was also available through private donations. We are grateful to all the individual donors, organizations, companies and agencies for their supports. In addition, many students and volunteers assisted us at all the phases of preparation and execution of the meeting. Without their assistance we would not have been able to complete the meeting successfully. We are greatly thankful for their efforts. Because of the unexpected left-over from the Tokyo meeting in 2012, the Local Organizing Committee has decided to donate USD 10,000 to each of the IFPS and IOP, aiming to support early-career scientists and students for their participation in future international

conferences, including the IPC/IOPC joint meeting 2016 in Salvador, Brazil.

For this purpose we would like to propose to establish the "**XIII IPC/ IX IOPC 2012 Tokyo Commemorative Fund**" at the IFPS.

It would be great if the IFPS administration considers our proposal favorably.

Thanks again, and see you all in Salvador, Brazil in 2016!

The official report and statistics of the IPC-XIII/IOPC-IX 2012 in Tokyo are as follows:

- (1) Total Participants : 512 participants from 49 countries.
- (2) Number of participants for individual countries:

Country	Participant	Country	Participant	Country	Participant
Argentina	4	Germany	24	Panama	1
Australia	20	Greece	1	Poland	3
Austria	6	Hungary	1	Portugal	2
Bangladesh	1	India	19	Romania	1
Belgium	3	Indonesia	2	Russia	28
Brazil	9	Iran	1	South Africa	2
Bulgaria	1	Italy	4	Spain	4
Canada	12	Japan	109	Sweden	13
Chile	2	Korea	9	Switzerland	3
China	69	Malaysia	1	Taiwan	9
Colombia	6	Mexico	4	Tanzania	2
Czech	5	Nepal	1	Thailand	2
Denmark	1	Netherlands	7	Turkey	5
Egypt	1	New Zealand	4	UK	28
Estonia	4	Nigeria	1	US	51
Finland	3	Norway	4	unidentified	5
France	13	Pakistan	1	Total	512

- (3) Total number of abstract: 615
 - (4) Total number of presentations:
 - Plenary talks: 5
 - Oral presentations: 411
 - Poster presentation: 165
 - (5) Total participants for the field trips: 195 including supporting staffs.
 - (6) Total attendants at the Congress Buffet Party: 320
 - (7) Total number of awardees who received financial aids from the Local Organizing Committee: 37 (i.e., 50,000JPY per awardee).
- Group Photo in the IPC-XIII/IOPC-IX 2012 was already printed on the Palynos Volume 35, 2012.

*Hikaru Takahara (Forest Sciences at Kyoto Prefectural University, Japan).
takahara@kpu.ac.jp*



Spotlights on the IPC XIII / IOPC IX Joint Meeting at Chuo University, Tokyo, Japan, Aug. 23-30, 2012

2013 POLLEN 2013 – POLLEN BIOTECHNOLOGY, DIVERSITY AND FUNCTION IN A CHANGING ENVIRONMENT (2ND INTERNATIONAL APLE-APLF JOINT CONGRESS), MADRID, SPAIN, SEPTEMBER 17-20, 2013



Under the general topic “Pollen Biotechnology, Diversity and Function in a Changing Environment”, the Spanish (APLE) and French (APLF) Palynology Societies celebra-

ted their 2nd International APLE-APLF Joint Congress. More than 150 experts from all the world attended the international congress “Pollen 2013” which was held in Madrid, from September 17-20, 2013. Organized by researchers of the Spanish National Research Council (CSIC), and the Complutense University of Madrid, with Pilar S. Testillano, as the Congress Chair, the meeting started with the opening plenary lecture which was given by the past-president of the International Federation of Palynological Societies, Thomas Servais. The congress included a Workshop on “New Methodological Advances in Palynology Research and Imaging” with innovative lectures of cryoimmobilization techniques in TEM, digital image processing, super-resolution microscopy, machine learning, and bioimage informatics, and new frontiers in paleopalynology.



Participants of the 2nd International APLE-APLF Joint Congress, Madrid, Spain, September 17-20, 2013

The meeting hosted discussions about the last advances in pollen biotechnology which will permit pollen reprogramming in fruit and horticultural crops for double-haploid technology to improve varieties in record time, as well as to reduce allergies by producing male-sterile plants. Other hot topics discussed in the congress were the increasing impact in world agriculture of declining natural polinization, mainly due to the high decrease in bee biodiversity and populations, the pollen allergens and their impact in health and environment, and the last records of fossil pollen and palynomorphs which have revealed past climatic changes, unknown until now, and permitted to elaborate new models to predict the evolution of present and future climate.

More information in: www.pollen2013.com.

*Report by Pilar S. Testillano (President of the Organizing Committee).
testillano@cib.csic.es*

2014 THE MICROPALAEONTOLOGICAL SOCIETY (TMS) PALYNOLOGY GROUP MEETING, UNIVERSITY OF BIRMINGHAM, JUNE 4TH, 2014

The Micropalaeontological Society Palynology Group held their annual meeting on a rainy June 4th 2014 in the School of Geography Earth and Environmental Sciences at the University of Birmingham. The one-day meeting was themed “Palynology in the Modelling World” and contained eight talks from graduate students and post-doctoral scientists. These talks showcased research from a great range of time intervals and locations, from a palynological study of the latest Devonian glaciation in the Bolivian altiplano by *Jon Lakin* (University of Southampton, UK), to a study of Holocene fires on UK upland peatbogs by *Karen Halsall* (University of Liverpool, UK).

Such a range of subject matter resulted in a stimulating and thought-provoking set of presentations. In stratigraphic order, *David Carpenter* (University of Southampton, UK) discussed charcoal as a proxy for atmospheric oxygen during the mid Silurian and mid Carboniferous, while *Sam Slater* (University of Sheffield, UK) used material from the British Jurassic to demonstrate that pollen and spores provide palaeobotanical information that is complementary to the information provided by plant macrofossils such as leaves. The research presented by *Stephanie Wood* (University of Sheffield, UK) centred on dinoflagellates from the eastern Gulf of Mexico, and explored the applied aspects of the discipline of palynology. Stephanie's presentation included an industrial partner, and this was in keeping with a meeting that was well attended by both academic and applied palynologists. Fitting in with the theme of the meeting, *Matthew Pound* (University of Northumbria, UK) took a broad database approach to climate change at the Eocene–Oligocene boundary, while large-scale variability in the West African monsoon over the past 140Ka formed the backdrop for *Rachael Lem's* talk (University of Liverpool, UK), and *Stephanie Strother* (University of Northumbria, UK) rounded off the day with an investigation of the Holocene vegetation of Antarctica.

In the afternoon, the delegates retired to the beautiful Lapworth Museum of Geology for coffee and poster presentations. These diverse contributions included an investigation of how palynological data can be used to calculate Carbon burial rates (*Phillipa Summers*, University of Northumbria, UK), a broad review of the preferred habitats of Neogene dinoflagellates (*Jamie Boyd*, University of Leeds, UK), as well as a high-resolution palynological study of the Pliocene vegetation, climate and sea-surface temperatures using ODP material from the Norwegian Sea (*Sina Panitz*, University of Northumbria, UK), and an investigation of Oligocene vegetation on Wilkes Land, East Antarctica (*Stephanie Strother*).



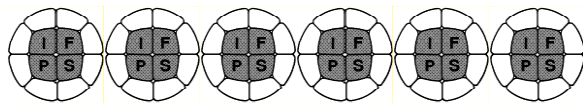
Participants of the Micropalaeontological Society (TMS) Palynology Group Meeting, University of Birmingham, June 4th, 2014

This year also saw the Palynology Group's first annual von Post Lecture, which was delivered by *Prof. Alan Haywood* (University of Leeds, UK) and entitled "Can Models Reproduce Climates of the Past?" Using classic examples such as the growth of the Greenland ice sheet, he explained how climate models can test hypotheses that stretch the capabilities of current palaeoclimate proxy records, and using the Pliocene as a case study, highlighted that palaeobotanical data can play an integral role in validating model output.

Fabienne Marret-Davies (TMS Palynology Group Chair) and Luke Mander (TMS Palynology Group Secretary) would like to thank all the speakers and poster presenters for communicating the results of their research activities, as well as Guy Harrington (University of Birmingham, UK) who was a wonderful host and local organiser. We were especially pleased to see students enrolled on the University of Birmingham's Applied and Petroleum Micropalaeontology MSc engaged in the meeting, and speaking with other post-graduates and more senior academic and

industrial palynologists. We would like to extend special thanks to all those who made the trip to Birmingham to attend this meeting. There were 37 names on the attendance register, although several more drifted in as the day progressed. Many of these people are shown in the conference photo overlooking specimens housed in the Lapworth Museum. We will begin planning next year's meeting soon, and we are looking forward to another fantastic and stimulating day of palynology.

Report by Dr Luke Mander, University of Exeter, UK, TMS Palynology Group Secretary. Luke.Mander@Gmail.com



FUTURE MEETINGS

2014

2014 9TH EUROPEAN PALAEOBOTANY PALYNOLOGY CONFERENCE (EPPC), PADUA, ITALY, AUGUST 26-31, 2014

Italian palaeobotanists and palynologists are enthusiastically preparing the next EPPC in Padua, or Padova as the Italian name is. We hope to meet all our European colleagues at this conference.



The present day problems of climate and floristic changes, ecosystem and landscape transformations caused by human activities, force the palaeobotanical and palynological world to study these subjects also in the past, and in this way reinforce the bridge between past and present.

These subjects will be among the topics of the 9th EPPC meeting in Padua.

Padova is a charming historic city, located at about 40 km west of Venice, in Northern Italy, with a dense network of arcaded streets, large “piazze” (squares) and many bridges crossing the various branches of the Bacchiglione River. The almost 800 years old University of Padova is famous for having had Galileo Galilei among its lecturers as well as important 19th century palaeobotanists such as Abramo Massalongo and Barone Achille de Zigno.



9th E P P C
PADOVA 26-31 AUGUST 2014 - ITALY

All scientific sessions will be held at the new Department of Geoscience. However, also the famous Botanical Garden and the Museum of Palaeontology will be involved in this conference.

Field-trips are planned in the fascinating landscapes of the Dolomites, Sardinia, Emilia-Romagna, Latium and Tuscany.

More information at

<http://geo.geoscienze.unipd.it/eppc2014/index.html>

Hoping to see you all in Padova!

The EPPC 2014 organizing group

**2014 4TH INTERNATIONAL
PALAEOLOGICAL CONGRESS (IPC
2014), MENDOZA, ARGENTINA,
SEPTEMBER 28 – OCTOBER 3RD, 2014**

The 4th International Palaeontological Congress (IPC 2014) will take place from September 28 to Oct. 3rd, 2014, at the Centro Científico Tecnológico, Mendoza, Argentina. Registration is still open, details on the preliminary programme with dates and times of all symposia, workshops and special sessions are available at www.ipc4mendoza2014.org.ar/. In addition, AASP-The Palynological Society will held its 47th Annual Meeting during this IPC in Mendoza (see below).

**2014 47TH ANNUAL MEETING OF
AASP-TPS, MENDOZA, ARGENTINA,
SEPTEMBER 28 – OCTOBER 3RD, 2014**


The 47th AASP-TPS Annual Meeting will be held in Mendoza, Argentina, September 28th to October 3rd, 2014 in conjunction with the 4th International Palaeontological Congress.



This conference is organized by Thomas Demchuk in close collaboration with the Mendoza based IPC 2014 congress organizers Mercedes Pramparo and Claudia Rubenstein. Visit the AASP-conferenc webpage at www.ipc4mendoza2014.org.ar/ for details.

2015

2015 ILIC6 – QUADRENNIAL INTERNATIONAL LIMNOGEOLOGY CONGRESS, RENO – TAHOE, USA, JUNE 15TH – 19TH, 2015



Stay informed! Through our Facebook page and our website we will keep you up to date as information becomes available about our upcoming conference, sponsorships, tours, and registration. Visit our website, at www.ilic6.org

2016

2016 14TH INTERNATIONAL PALYNOLOGICAL CONGRESS (IPC), SALVADOR DE BAHIA, BRAZIL, OCTOBER/NOVEMBER 2016

The 14th International Palynological Congress (IPC) / 10th International Organisation of Palaeobotany Conference will for the first time be held in South America, at Salvador de Bahia, Brazil, probably in October/November 2016 (exact dates to be finalized in early 2015). This joint meeting will be organized by Francisco de Assis Ribeiro dos Santos (UEFS, President), Francisco Hilder Magalhães e Silva (UNEB), Jaílson Santos de Novais (UFOPA), Luciene Cristina Lima e Lima (UNEB), Marileide Dias Saba (UNEB), Paulino Pereira Oliveira (UEFS), Ricardo Landim Bormann de Borges (UNEB), Rita de Cássia Matos dos Santos Araújo (UNEB). Further information will follow in due times.

2016 35TH INTERNATIONAL GEOLOGICAL CONGRESS, CAPE TOWN, SOUTH AFRICA, AUGUST, 27TH - 4 SEPTEMBER, 4TH 2016

The 35th IGC will be held in the Cape Town International Convention Centre (the CTICC) from 27 August to 4 September 2016.

A comprehensive Geohost programme, aiming to sponsor deserving students and young geoscientists from Africa and other developing countries to attend the 35th IGC is planned under the leadership of Dr Jeanette McGill, Chair of the Geohost subcommittee of the local Organizing Committee. Geo-heritage will be one of the key focus areas of IGC35 and a special publication on the topic in Africa will be part of the legacy of the Congress. The compilation of this publication is underway and formal Global Geopark status for several South African sites is sought as a legacy of the 35th IGC.

Genevieve Pearson is the main coordinator of this important aspect of the event. Planning for the scientific programme of the 35th IGC is in progress under the leadership of Prof Jay Barton. The following themes are under consideration:

Geology in Science
Geology in Technology
Geology in Society

As with any IGC, field excursions are an integral part of the programme and many fascinating excursions to Geological sites in Southern Africa and the rest of the continent will be a highlight of the 35th IGC. Dr Chris Hatton is the main coordinator of this part of the Congress.

We look forward to welcoming you to Cape Town, to South Africa and to Africa in 2016. It's truly time for Africa!

Contact Information:

Scientific Programme – Jay Barton
(jay.barton@telkomsa.net)

Field Trips – Chris Hatton
(chatton@geoscience.org.za)

Geohost programme – (JMcGill@csir.co.za)

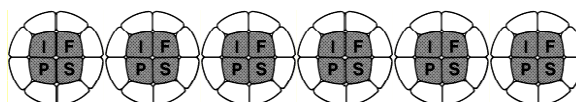
Geoheritage – Genevieve Pearson
(gpearson@phoenixgeoconsulting.com)

Sponsorship – Mike Wuth (mikew@xbt.co.za)

Marketing and Exhibition – Lesley Ferreira
(lesley@cebisaconferences.co.za)

Richard Viljoen, Co-President 35th IGC
(richard.viljoen@vmic.co.za)

Danie Barnardo, Secretary General 35th IGC
(barnardo@geoscience.org.za)



IN MEMORIAM

TCHIBRIKOVA EVGENIA VASIL'EVNA (1923 – 1913)



One of the eminent palynologists of the Former USSR and Russian Federation Doctor Evgenia Vasil'evna Tchibrikova passed away in February 2013 less than a year before her 90 anniversary. She was born in 09.12.1923 in the city of Tambov, in 1946 she graduated with honors from the Saratov State University with qualification of geology. During the next years she worked as research scientist in Saratov State University. She wrote her PhD thesis at the Oil and Gas Department and took an active part in geological expeditions for large scale geological survey. In 1951 the Mining and Geological Institute was founded in the city of Ufa (nowadays it is

the Institute of Geology of the Ufimian Scientific Centre of the Russian Academy of Sciences) and E.V. Tchibrikova was among the first researchers who came to this institute. She was an organizer of the Palynological Laboratory and provided the complex investigations of Devonian deposits. Until her demise she was a leading scientist in this institute and performed biostratigraphic studies of a wide range of Paleozoic deposits in the South Ural region, east part of Russian platform and other parts of the former USSR. The investigation of E.V. Tchibrikova on the Devonian stratigraphy in the eastern slope of the Southern Urals resulted in her doctoral thesis, which she defended successively in the academic council of VSEGEI in Leningrad in 1982.

The results of her palynological studies were used for the unified stratigraphic schemes of the Urals (1960, 1993) and the Russian platform (1990) and they were the base for significant and sometimes fundamental revising of scientific views on geological structure of the area.

During her lifetime Dr. E.V. Tchibrikova published many scientific papers and monographs. Her publications are very important for a great number of palynologists studying the Paleozoic epoch. Blessed memory of Evgenia Vasil'evna, famous scientist, committed to their profession palynology, will remain forever in the hearts of her friends and colleagues.

Some important publications:

Tchibrikova E.V. (1962) Spores from Devonian terrigenous rock mass of the Western Bashkiria and the western slope of Southern Ural // Brachiopoda, ostracoda and spores of the Middle and Upper Devonian of Bashkiria. Moscow: Nauka. P. 351-478 (in Russian).

Tchibrikova E.V. (1972) Vegetation microfossils of the Southern Ural and Priuralie (from the Silurian and Devonian deposits). Moscow: Nauka. 250 pp. (in Russian)

Tchibrikova E.V. (1977) Stratigraphy of the Devonian and more ancient Paleozoic deposits of the Southern Ural Mountains and near by regions. Moscow: Nauka. 192 pp. (in Russian)

Avkhimovich V.I., Tchibrikova E.V. et al. (1993) Middle and Upper Devonian miospore zonation of

Eastern Europe // Bull. Centers Rech. Explor.-Prod. Elf. Aquitaine. Vol. 17. No. 1. P. 79-147.

Tchibrikova E.V., Olli V.A. (2005) The Upper Devonian sediments of the Northern part of Kazakhstan Ural // Stratigraphy and Geological Correlation. Vol. 13. No 6. P. 19-36.

Tchibrikova E.V., Olli V.A. (2008) The Middle Devonian sediments of the Northern part of Kazakhstan Ural // Domestic Geology. No 6. P. 56-62.

Dr. Maslov V.A. (Institute of Geology, Ufimian Scientific Centre of the Russian Academy of Sciences)

Dr. Sci. Bolikhovskaya N.S. (President of Russian Palynological Commission, Lomonosov Moscow State University, nbolikh@geogr.msu.ru)

Dr. Oshurkova M. (VSEGEI, St.-Petersburg, Maya_Oshurkova@vsegei.ru)

V.N. Mansurova (IFPS affiliated councilor, LUCOIL-engineering, Volgograd, VMantsurova@lukoilmn.ru)

Dr. Elena Novenko (Institute of geography RAS, Moscow, lenanov@mail.ru)

NINA A. VOLKOVA (1922-2013)



One of the most eminent Russian acritarch workers, Dr Nina Volkova, passed away on February 24th, 2013, at the age of 90 years. Her death marks the loss of an exceptional palynologist who specialized in the study of ancient phytoplankton (acritarchs).

Nina Volkova was born in Moscow December 12th, 1922. After studying at Moscow State University she graduated from this University in 1945 (Faculty of Biology). She spent most of her career at Moscow, where she was an employee of the laboratory of Palaeofloristics in the Geological Institute of the Russian Academy of Science between 1959 and 2001.

Nina Volkova was one of the pioneers in the study of Precambrian and Lower Palaeozoic organic-walled microphytoplankton in Russia. She was the first to describe in very great detail the exceptionally well preserved and highly diversified acritarch assemblages of the Cambrian-Ordovician of Russia and the Baltic States.

One of her studies with a major impact was the re-investigation of ancient (Precambrian and Cambrian) palynomorphs, which were misinterpreted as reproductive structures of higher plants by her predecessors. Following her detailed investigations, those 'spores' did actually not display any 'trilete mark' and therefore were transferred to the Acritarchs.

Nina Volkova described hundreds of acritarch taxa, and she made a great contribution in the study of the morphology, systematics, biostratigraphical and biogeographical implications of Cambrian and Early Ordovician acritarchs, which developed into an independent scientific direction and became a base for subsequent studies of this group in Russia and abroad.


Of great importance are her regional stratigraphical correlations, based on the standard acritarch biostratigraphy of the East-European platform that she erected. She was also one of the first to understand the biogeographical distribution of ancient phytoplankton. Nina Volkova is an author and co-author of three monographs and more than 60 publications translated to English.

For many years Nina Volkova was a member of the Commission Internationale de Microflore du Paléozoïque (CIMP), and the Russian Palynological Commission (RPC), but also a member of the Bureau of the Russian Palynological Committee.

Nina shared her knowledge gracefully with her younger colleagues and she will remain forever in our hearts. The authors of these few lines had the honour to dedicate a new acritarch genus to Nina Volkova, that was named *Ninadiacrodium* (Palynology 33, 219-239). This new genus is a stratigraphical index fossil of the latest Cambrian, which is the geological period on which Nina Volkova focused most of her scientific studies.

Lena Raevskaya, St. Petersburg, Russia (lena.raevskaya@mail.ru) and Thomas Servais, Lille, France (Thomas.servais@univ-lille1.fr)

JAN JANSONIUS (1928-2013) **– Palynologist, artist, friend.**



*Jan Jansonius, Frank Staplin, Stan Pocock, early 60's
(Picture courtesy Imperial Oil Ltd. through Frank Staplin)*

Jan Jansonius was born in the city of Groningen, the Netherlands on April 21, 1928. He died in Calgary, Alberta, Canada on January 25, 2013.

After his high school years ("Gymnasium β") Jan enrolled in the study of geology at the University of Groningen where he spent as much time in geology as in the study of art. After obtaining his B.Sc. in 1952 he continued his studies in geology at the University of Utrecht where he graduated with a M.Sc. in 1955.

While in Utrecht, he met and married Bettie, the love of his life. Together they emigrated to Canada and settled in Calgary in 1956. Jan was hired by Imperial Oil (later Esso) and worked at their research lab as a palynologist, together with Stan Pocock, under the supervision of Frank Staplin. He briefly worked for Imperial in Houston. Jan and Bettie designed their own house and had it built on a vacant lot overlooking the city within easy cycling distance from the lab so Jan could enjoy lunch at home with the family.

While at Imperial he studied the palynology of Triassic sediments in the Western Canada Basin and obtained a Ph.D at the University of Utrecht on the results of this study. He soon became an authority on scolecodonts and chitinozoa and authored and co-authored many palynological publications.

He was guest speaker at a luncheon meeting of the Alberta Society of Petroleum Geologists (now *Canadian Society*) in 1975. Jan was very much a perfectionist and it was no surprise that he became involved with the International Committee on Botanical Nomenclature. He was a passionate taxonomist and nomenclaturalist. Although always having an eye toward the pragmatic, he realized that application of fossil data based on careless systematics led at best to poor communication and sloppy results.

Jan was a long-time active member of the Committee for Fossil Plants under the auspices of the International Association for Plant Taxonomy, the body responsible for producing the International Code for Botanical Nomenclature. He served on this committee from the 1970s through to the early 2000s.

His expertise and accuracy in observations were in high demand and together with Len Hills (University of Calgary) he published the "*Genera File of Fossil Spores and Pollen*", illustrated with Jan's own pen drawings. Shortly before his death he saw the completion of this massive project in digital format.

Another lasting contribution to the palynological community and its students was a three-volume reference "*Palynology, principles and applications*" (1996, AASP) which he co-

edited with Colin McGregor. Within the palynological community Jan's other contributions were many. He was co-chairman with Len Hills for the Sixth International Palynological Conference in Calgary in 1984. In 1996 he became President of the American Association of Stratigraphic Palynologists. AASP recognised Jan for his dedication to the organisation by presenting him with the Distinguished Service Award in 1996.

After his retirement from Esso in 1987 Jan donated his time and boundless energy to the Institute of Sedimentary Petroleum Geology (Geological Survey of Canada) in Calgary where he catalogued its recently acquired addition to the palynological library and assisted his colleagues from time to time with their investigations. Finally his health deteriorated to such an extent that he had to abandon his scientific endeavours in 2009.

He received a Volunteers Award as part of the "International Year of Volunteers" from the Government of Canada (signed by then Prime Minister Jean Cretien) in 2001. But palynology was only part of how Jan spent his time and energy.




Farewell, good friend!
(Picture courtesy of the Jansonius family)

Family was high on the list of his priorities and family outings often consisted of bicycle

trips and hiking in the Alberta Foothills and beyond. Indeed, bicycling with Bettie was a joy, and together they made trips to Banff, Lethbridge, Bragg Creek, Vulcan and many other parts of Southern Alberta. Outdoor activities also included his love for gardening and his successes with grafting apple trees, thereby creating trees with multi-coloured apple blossom in spring and apples in the fall.

His interest in art, which he developed in his younger years in Holland, continued in Calgary. Not only did he collect paintings, but he also became an accomplished painter with oil and watercolour. This creativity was also expressed in the many beautifully detailed and accurate line drawings of the spores and pollen in the Jansonius and Hills catalogue. Jan started an informal catalogue of dinoflagellates, listing numerous genera with their allocated species, all illustrated by himself in pen and ink.



*The work of a genuine artist and careful observer
(Private collection)*

Besides his interest in visual art, he became involved in singing with the choir of the Calgary Philharmonic Orchestra and with the Festival Chorus. It is almost unbelievable that

he also found the time to become an accomplished furniture maker. Several tables, desks and other pieces of very well built wooden furniture still adorn the family home. He moved quietly and modestly within the sphere of his rich life. He fulfilled his duties as a man, a husband, a father and a friend. He aided his fellow men without self-interest and to the best of his abilities.

His kindness, his integrity and his knowledge of our beloved science will be remembered by all whose life he touched, above all those who were nearest and dearest to him, in the persons of his wife of 56 years, his daughter Corine and his sons Paul and Johannes and their families.

May they find strength by cherishing the memory of this man, who we are proud and grateful to have known as a colleague and friend.

*Bert van Helden, Biostratigraphic Services,
Calgary, Alberta, Canada. bvanh@shaw.ca*

The author wishes to thank the Jansonius family, Rob Fensome, Thomas Demchuck and Frank Staplin for their assistance in providing much of the information contained in this eulogy.

MARIA FOLLIERI (1932-2012)



With the privacy and calmness that have characterized all her life, Maria Follieri died in early 2012, following surgical complications, assisted by her students, whom she considered her family.

Maria Follieri was born in Rome in 1932. She graduated in Natural Sciences at Sapienza University of Rome in 1954 and got her academic habilitation (*libera docenza*) in palaeobotany in 1965. Since 1955, she was engaged in palaeobotanical and palynological research in Rome, first as a volunteer assistant, then as a researcher of the National Research Council (1969), and later as an Associate Professor of Palaeobotany at Sapienza University of Rome (1980). From 1986 to her retirement in 2004 she was Full Professor of Botany and Palaeobotany at the Faculty of Mathematical, Physical and Natural Sciences. Few people know that Maria Follieri was only 27 years old when she got a teaching position in Parma, where, attending the Laboratory of Professor Fausto Lona, she took her first steps in palynology, the discipline that became the "passion" of her professional life.

The scientific work of Maria Follieri, documented by over 200 publications, is known and appreciated all over the world, also because of her frequent participation in international congresses, since the late fifties. Her first International Palynological Congress dates back to 1966 in Utrecht.

Her intellectual versatility directed her scientific interests toward a number of palaeobotanical issues, from evolutionary questions to palaeofloristic and palaeovegetational reconstructions, and from paleoclimatic inferences to paleoecological interpretations.

In 1966 she promoted the foundation of the International Work Group of Palaeoethnobotany, which is still very active in the field of environmental archaeology and in particular in the study of plant remains (mainly seeds and pollen) preserved in archaeological sites. With her original works, Maria Follieri has widened the scenario of paleobotanical applications in Italy, extending it to the world of cultural heritage. Her scientific production

in this field ranges from Paleolithic to Neolithic settlements in Italy, from Bronze Age excavations in Anatolia to Protopalatial phases of the Minoan civilization, from Etruscan sites to the Greek colonies in southern Italy, and from the Roman to Medieval culture. Dealing with the origin and development of agriculture, she identified the oldest traces of farming practices so far known in peninsular Italy, dating back to over 7000 years ago, and investigated the significance of the carpological, anthracological and pollen remains in domestic, funerary, sacrificial and monumental contexts.

In the field of evolutionary studies with chronostratigraphic applications, she launched research on fossil aquatic ferns in Italy. She carried out extensive palynological research in central Italy to deepen the knowledge of climate and vegetation changes during the Quaternary. The most important works in this field are related to pollen analysis of long Quaternary sedimentary sequences, especially from Valle di Castiglione (Rome), published in the eighties.

In addition to a large number of national research projects, in the late eighties and nineties Maria Follieri coordinated two EU projects on Quaternary pollen records and on Holocene desertification processes in the Mediterranean basin, respectively, and was scientific responsible of the team of palynologists in Rome in two other European projects on palaeoclimate (EUROMAARS, ARIDUS-EUROMED).

In the last years of her scientific activity, Maria Follieri followed the developments of palaeobotany and palynology in connection with genetic research, participating in the FOSSILVA project. The research carried out under these five EU projects promoted relations with many scientific international teams (Barcelona, Cambridge, Potsdam, Edinburgh, Marseille, Dublin, Lisbon, Thessaloniki, Ljubljana, Bordeaux, etc.) so that the Laboratory of Palynology and Palaeobotany of Rome is now well known as a reference laboratory in the Mediterranean Basin.

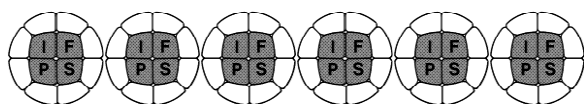
Maria Follieri has been a Member of the Italian Botanical Society since 1957 and has always had an active part in the Society, promoting the establishment of the work-group of Paleobotany in 1993, and coordinating for many years the work-group of Palynology. She was Councillor of the IFPS for the GPSBI (Gruppo di Palinologia della Società Botanica Italiana) from 1984 to 1992.

Maria Follieri was a woman with a great intellectual vigor, endless scientific curiosity and a strict methodological rigor. She was a very kind person, very discreet, respectful of life and of the ideas of others. She was equipped with humor, with which she usually faced the small and big surprises of life.

Her former students (A. Celant, F. Di Rita, M. Giardini, D. Magri, and L. Sadori) organized a memorial day on 22nd February 2013 at Sapienza University of Rome. Academic authorities, presidents of scientific societies, friends and colleagues contributed to the success of the meeting. The speakers, starting from palynological issues, extended to a wide range of multidisciplinary connections with pollen analysis, involving Quaternary geologists, palaeontologists, dendrochronologists, archaeologists, geneticists, and vegetation scientists, which over the years had benefited from Maria Follieri's studies.

To her students and the people who have had the opportunity to meet her, she has left a profound teaching not only in science, but also in life.

*Donatella Magri and Laura Sadori,
Dipartimento di Biologia Ambientale,
Sapienza University of Rome, Italy*



NEW BOOKS

Pollen morphology of Japanese plants:

LOOKING INTO THE WORLD OF POLLEN (IN JAPANESE),

MIYAZAWA, S & NAKAMURA, S., 2012.

JAPANESE SOCIETY OF ELECTRON MICROSCOPY TECHNOLOGY FOR MEDICINE AND BIOLOGY, TAKASHI YOSHIDA PUBLISHER, KAISEIDO PRINTING, TOKYO, JAPAN, 335 PAGES.

ISBN: 978-4-86469-041-6. YEN 3400 (CA. € 35). TO BE OBTAINED AT THE PUBLISHING COMPANY NTC (MAIL@NTS-BOOKS.CO.JP) OR VIA AMAZON JP.

This book shows a remarkable combination of a richly illustrated introduction for the layman and a large section with high quality illustrations of pollen grains for the specialist. The latter section makes this book attractive as a support in pollen analysis. The book starts with a tutorial appetizer of 22 pages showing scanning electron micrograph (SEM) images of coloured pollen grains on diverse plant tissues: good to introduce the layman into the world of tiny pollen grains and to illustrate an introductory student course in palynology. The book starts with the chapter on 'Where do pollen grains go?' (pages 2-20). The next chapter 'Explore secrets of pollen' shows aspects of pollen morphology, pollination syndromes, the pollen tube, the pollen calendar, and pollen allergy (pages 21-81). Both chapters are illustrated in the style of a book for children. The third chapter 'Pollen atlas by SEM and TEM' comes as a big surprise showing an illustration of 254 plant genera produced by the Japanese Society of Electron Microscopy Technology for Medicine and Biology (pages 83-329). The pages 103 to 328 show excellent SEM and transmission electron microscopy (TEM) images in combination with a photograph of the plant. For routine light microscopy (LM)

pollen analysis these high quality illustrations are certainly of great help to appreciate the pollen morphological characters in detail. The samples photographed possibly originate from a botanical garden and/or herbarium as all are taxa are indicated by their Latin species name. Gymnosperm and angiosperm pollen grains are illustrated. Peridophyte spores are not included showing the book focuses on pollen allergy. Examples range from aquatics, (ornamental) herbs and shrubs, trees (Asian taxa, which are also relevant for European pollen samples of Tertiary and Pleistocene age) and crop plants. The contents of the atlas is listed in alphabetical and taxonomic order (pages 92-102). The index at the end (pages 330-334) unfortunately is in Japanese only. The international relevance of this book lies in the high quality SEM illustrations and the large number of illustrated genera. As pollen morphological illustrations are most important for palynologists, this attractively priced book can also be used without having access to Japanese. In case of a future reprint, this book deserves a bilingual contents and indexes.

Review submitted by Henry Hooghiemstra, Amsterdam. H.Hooghiemstra@uva.nl

With thanks to Takeshi Nakagawa for translating some pages.

Pollen morphology of palm pollen:

GENERA PALMARUM; THE EVOLUTION AND CLASSIFICATION OF PALMS.

DRANSFIELD, J., UHL, N.W., ASMUSSEN, C.B., BAKER, W.J., HARLEY, M.M., LEWIS, C.E., 2008.

KEW PUBLISHING, ROYAL BOTANICAL GARDENS, KEW, 732 PAGES. CA. €125. ISBN 978-1-84246-182-2.

Palms have a wide distribution in the tropical and subtropical lowlands. As a consequence palaeoecologists working on the reconstruc-


tion of these environments will encounter pollen grains of palms. Palm pollen do have few morphological characters in comparison to angiosperm pollen. This explains that 'tropical' pollen diagrams often include many unidentified 'palm like' pollen types and/or unknown pollen types that even have not been suggested to have a relation with the palm family. The book 'Genera palmarum' describes all 183 genera of palms including hand drawn morphological illustrations, photographs of the plants, photographs of flowers and seeds, a distribution map. For the palynologist the over 400 scanning electron microscope (SEM) images, and the over 50 light microscope (LM) photographs are important. The transmission electron microscope (TEM) images may clarify the structure of the pollen wall. Chapter 2 (pages 41-53) is devoted to the morphology of palm pollen and shows how pollen aperture types are distributed among the 21 genera of Calamoidae, 1 genus of Nypoidea, 46 genera of Coryphoideae, 8 genera of Ceroxyloideae, and 107 genera of Arecoideae. The authors have elaborated a table showing the systematic distribution of exine ornamentation among the five groups of palms mentioned and illustrated this variability with 12 SEM images. Although the size of pollen grains in general is variable the authors have classified palm pollen in 5 size categories from <20 µm to >75 µm and have shown that size is useful to obtain a first hint for identification. In the future more reference works of plant groups should be illustrated with images of the pollen grains. The present book is a great help in the identification palm pollen grains. The information on the geographical distribution of the palms is helpful to characterise the ecological environment. This excellently illustrated book is very useful for all palynologists working with sediments from tropical and subtropical sites.

Review submitted by Henry Hooghiemstra, Amsterdam. H.Hooghiemstra@uva.nl

DICIONÁRIO TEMÁTICO DE MORFOLOGIA ESPOROPOLÍNICA.

JEAN-PIERRE YBERT, MARCELO DE ARAÚJO CARVALHO & RITA SCHEEL-YBERT, 2012

MUSEU NACIONAL, SÉRIE LIVROS 47, RIO DE JANEIRO, 100P.



This book is comprising the main palynological terminology in Portuguese, dedicated to help students and researchers.

*Review submitted by Paulo Alves de Souza, Porto Alegre, Brasil.
paulo.alves.souza@ufrgs.br*

TRIPROJECTATE POLLEN OCCURRENCES IN THE WESTERN CANADA SEDIMENTARY BASIN AND THE GROUP'S GLOBAL RELATIONSHIPS.

D.R. BRAMAN, 2013.

ROYAL TYRRELL MUSEUM OF PALAEOLOGY, CONTRIBUTION SERIES, NO. 1, 538 P.

The Royal Tyrrell Museum of Palaeontology announces the publication of a book on the triprojectate pollen from the Late Cretaceous and Paleogene of Western Canada. The book brings together research results from numerous sections over a broad geographical area and provides a catalog of illustrated specimens. The material is placed within an informal classification system developed to handle the large number of described triprojectate species. An extensive literature search has produced a comprehensive list of described taxa from around the world, and English descriptions are provided for all the taxa, along with figured diagrams. The stratigraphic ranges of the recovered species from Western Canada are documented. Three new genera and 30 new species are described in the publication. A number of holotype specimens previously published from the region are re-illustrated. This publication is the first major publication to bring together the dispersed literature on the group, and should be of interest to all researchers encountering members of the triprojectates.

To obtain copies of this publication contact:

Royal Tyrrell Museum Cooperating Society
Box 7500, Drumheller, Alberta, Canada T0J 0Y0

Telephone Orders: 1-403-823-8899

Fax Orders: 1-403-823-2102

Orders by email:

shop@tyrrellmuseumshop.com

Cost: \$99.95 (CAD) plus shipping (examples of shipping costs: Canada ~\$16.75; USA ~\$26.50; China ~\$51.00; Russia ~\$51.00; Europe \$40.00-\$50.00; CAD)

**PALYNOLOGISTS OF RUSSIA:
BIOGRAPHY-BIBLIOGRAPHY
REFERENCE BOOK.**

**COMPILED BY M.V.
OSHURKOVA. SCI. EDITOR A.I.
ZHAMOIDA, 2012**

SPb.: VSEGEI PRESS, 464 P.

The Reference Book includes creative biographies of experts in palynology and paleopalynology, reflects development of palynological researches. Bibliographic data enable to use the published works of predecessors. The Reference Book allows to make a search on a surname, on subjects of palynological researches (morphology of spores and pollen, microphytofossilies, technique questions, marinopalynology and limnopalynology, airepalynology, melissopalynology, palynology in medicine, palynology in archeology, teratomorphes spores and pollen for indication of ecological conditions), on geological age and on city, in which palynologist worked.

**ATLAS OF POLLEN AND SPORES
OF THE POLISH NEOGENE
VOL. 4 – ANGIOSPERMS (2)**

EDITED BY L. STUCHLIK, 2014

**W. SZAFAER INSTITUTE OF BOTANY, POLISH
ACADEMY OF SCIENCES, KRAKOW**

The pollen and spores atlas of the Polish Neogene volume 4 – Angiosperms (2) contains description and photographic documentation of the sulcate and colpate groups of pollen grains. Altogether 212 species belonging to 75 fossil genera, 57 of which have botanical affinity indicated in the name, are described.

ISBN: 978-83-62975-23-5, IB Publisher,
Polish Academy of Sciences, W. Szafer,
Institute of Botany, ul. LUBICZ 46, 31-512
KRAKÓW, POLAND

E-mail: wydawnictwa@botany.pl,

fax: + 48 12 42 41 731.

Format A4, 147 fig. black and white, 4 fig.
color, 466 pp, text in English.

Special price: EUR 45,00 (postage included).
After September 1st, 2014, this price will be
changed.

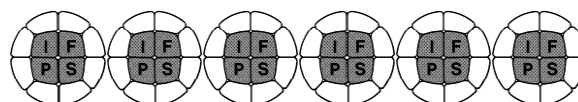
**POSTGLACIAL HISTORY OF VE-
GETATION IN THE POLISH PART
OF WESTERN CARPATHIANS
BASED ON ISOPOLLEN MAPS,
EDITED BY ANDRZEJ OBIDO-
WICZ, EWA MADEYSKA AND
CHARLES TURNER, 2013**

**W. SZAFAER INSTITUTE OF BOTANY, POLISH
ACADEMY OF SCIENCES, KRAKOW**

ISBN: 978-83-62975-20-4, IB Publisher,
Polish Academy of Sciences, W. Szafer,
Institute of Botany, ul. LUBICZ 46, 31-512
KRAKÓW, POLAND.

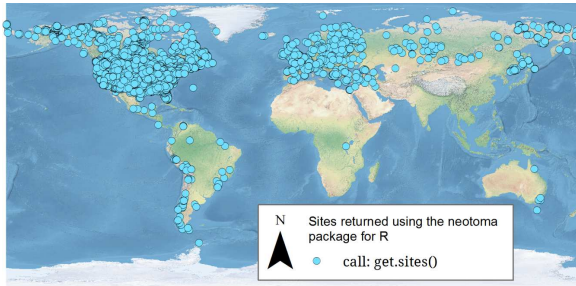
E-mail: wydawnictwa@botany.pl,
fax: + 48 12 42 41 731.

Format A4; 24 fig., 175 pp, text in English,
price: EUR 38,00 (postage included).



ANNOUNCEMENTS

THE NEOTOMA PACKAGE FOR R



The Neotoma Paleocological Database (<http://neotomadb.org>) should be familiar to palynologists. Neotoma is a large paleoecological database that includes samples from a number of paleoecological proxies, across a broad spatial and temporal scale. The Neotoma PIs have been busy developing an Application Programming Interface (API) for the Neotoma database so that researchers can obtain the data through ways other than the Neotoma Explorer. We have recently created and uploaded an R package with which to directly access Neotoma data from scripts written using the statistical software R. The package is available for direct download from the figshare website (<http://dx.doi.org/10.6084/m9.figshare.677131>).

The development and release of the package and package source files has been supported by the ROpenSci project (<http://www.ropensci.org>), a collection of programmers who are actively working to make tools to facilitate reproducible and open science by linking R with publicly available APIs.

Our hope is that the neotoma package will allow researchers to develop analysis that can evolve as the community contributes data to the Neotoma Database, or as part of collaborative efforts across research groups, either with direct collaborators, or through communities using platforms such as GitHub to develop analytic frameworks. As such, this

package and the source code are available for download, re-use and continued development by any interested participants at the ROpenSci repository (<https://github.com/ropensci/neotoma>).

It would be great to see the community collaborate and actively use this new tool to help support open and reproducible research in the palynological and paleoecological literature.

Submitted by Simon Goring, University of Wisconsin, Madison, USA

THE MAURICE REILLE BOTANICAL AND PALYNOLOGICAL BOOKS

AVAILABLE ONLINE AND FOR FREE

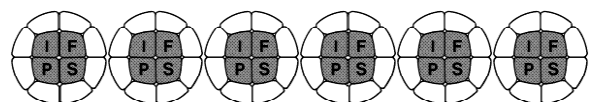
Please consult the web at www.arbres-lozere.fr where you can download several of the botanical and palynological books by Maurice Reille (in french), as for example "Leçons de Palynologie et d'analyse pollinique"

WORLD DIRECTORY OF PALYNOLOGISTS

Please note that the 5th edition of this invaluable directory has been published as a pdf by Owen K. Davis in August 2012. It is available by request to Owen K. Davis (odavis@email.arizona.edu) or as a copy through your membership in an IFPS affiliated society.

Please ask your IFPS councillor for it!

Jean Nicolas Haas, editor of PALYNOS

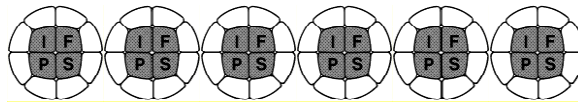


CURRENT IFPS AFFILIATED SOCIETIES AND COUNCILLORS

The current list of the IFPS officers and IFPS councillors is provided below. The IFPS president (Charles Wellman), IFPS secretary-treasurer (James B. Riding), IFPS editor of *PALYNOS* (Jean Nicolas Haas), and the IFPS Web-Master (Owen Davis) should be informed of any errors or necessary changes (email addresses below; postal addresses of all officers & councillors: <http://www.geo.arizona.edu/palynology/ifpscnc1.html>).

The list of current IFPS councillors also includes information on website addresses for the various societies. Please inform the IFPS Officers of possible website changes.

IFPS Officers	Affiliation	Email
IFPS President Charles Wellman	University of Sheffield, England	C.Wellman@sheffield.ac.uk
IFPS Past President Thomas Servais	Université des Sciences & Technologies de Lille, France	thomas.servais@univ-lille1.fr
IFPS Secretary-Treasurer James B. Riding	British Geological Survey, UK	jbri@bgs.ac.uk
IFPS Editor of <i>PALYNOS</i> Jean Nicolas Haas	University of Innsbruck, Austria	Jean-Nicolas.Haas@uibk.ac.at
IFPS Web-Master Owen Davis	University of Arizona, USA	odavis@email.arizona.edu
IFPS affiliated Societies	Acronym & Website	Councillors
American Association of Stratigraphic Palynologists – The Palynological Society	AASP – TPS http://www.palynology.org	Francine McCarthy & Carlos Jaramillo
Arbeitskreis für Paläobotanik und Palynologie	APP http://www.palges.de/arbeitskreise/ak-palaeobotanik-palynologie.html	Martina Stebich
Arbeitskreis für Vegetationsgeschichte der Reinhold-Tüxen-Gesellschaft	AVRTG http://www.reinhold-tuexen-gesellschaft.de/	Klaus Oeggel
Asociación Latinoamericana de Paleobotánica y Palinología	ALPP http://www.ufrgs.br/alpp	Paulo Alves de Souza
Asociación de Palinólogos de Lengua Española	APLE http://aple.usal.es	Juande Alché
Association des Palynologues de Langue Française	APLF http://laplf.org/	Stéphanie Desprat
Canadian Association of Palynologists	CAP http://www.scirpus.ca/cap/cap.shtml	Simon Goring
Collegium Palynologicum Scandinavicum	CPS www.palynology.info	Heikki Seppä
Commission Internationale de Microflore du Paléozoïque	CIMP http://cimp.weebly.com/	Zelia Pereira
Gruppo di Palinologia della Società Botanica Italiana	GPSBI http://www.societabotanicaitaliana.it/lavgruppo.asp?IDSezione=22	Anna Maria Mercuri
International Association for Aerobiology	IAA https://sites.google.com/site/aerobiologyinternational/	Dorota Myszkowska
Linnean Society Palynology Specialist Group	LSPSG http://www.linnean.org/	Guy J. Harrington
Organisation of Czech and Slovak Palynologists	OCSP	Jiřina Dašková
Palynological Society of China	PSC http://159.226.74.3:7003/02_english.htm	Wei-Ming Wang
Palynological Society of Japan	PSJ http://www.psj3.org/	Hikaru Takahara & Shinya Sugita
Palynological Society of Poland	PSP	Ewa Durska
Palynologische Kring (The Netherlands)	PK http://www.palynologischekring.nl	Stefan Engels
Palynologists and Plant Micropalaeontologists of Belgium	PPMB	Philippe Steemans
Russian Palynological Commission	RPC	Valentina N. Mantsurova & Elena Novenko
Society for the Promotion of Palynological Research in Austria	AUTPAL http://www.autpal.at	Michael Hesse
The Micropalaeontological Society Palynology Group	TMS http://www.tmsoc.org/paly.htm	Fabienne Marret-Davies
The Palaeobotanical Society (Lucknow, India)	PSL http://www.palaeobotanicalsociety.org	Ashwini Kumar Srivastava
Turkish Committee for Palynology	TCP	Zühtü Bati
International Union of Geological Societies	IUGS	Lucy Edwards
International Union of Biological Societies	IUBS	Jacques-Louis de Beaulieu
Societies on hold		
International Association for African Palynology	AIPA/IAAP	
Palynological and Palaeobotanical Association of Australia	PPAA	
Philippine Palynological Society	PPS	



PALYNOS (ISSN 0256-1670) is published bi-annually (in spring and autumn) and is distributed electronically to all IFPS Councillors for local distribution to individual members of their **International Federation of Palynological Societies (IFPS)** affiliate society. The newsletter is also posted on the IFPS website (see below).

We welcome news items, reports on society activities, reviews etc. and members should forward these to the editor:

Jean Nicolas Haas

jean-nicolas.haas@uibk.ac.at

Please don't forget to visit our IFPS web site at:

<http://geo.arizona.edu/palynology/ifps.html>

